



HOW TO

USE YOUR OPPORTUNITY PASS



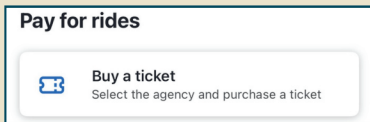
For RTA Le Pass App Users:

HOW TO GET YOUR FIRST DIGITAL OPPORTUNITY PASS

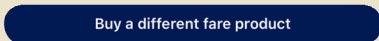
1 Tap **TICKETS** at the bottom of the Le Pass homepage



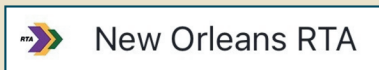
2 Tap **BUY A TICKET**



3 Tap **BUY A DIFFERENT FARE PRODUCT**



4 Tap **NEW ORLEANS RTA**



5 Tap **OPPORTUNITY PASS**



6 Confirm your total is \$0 and tap **PURCHASE**




NOTE: You may not participate in both the paper pass option and the Le Pass app digital option.

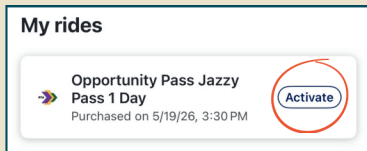
For RTA Le Pass App Users:

HOW TO ACTIVATE AND USE YOUR OPPORTUNITY PASS

1 Tap **TICKETS** at the bottom of the Le Pass homepage



2 Under **MY RIDES**, you'll see all of your stored passes




3 Click **ACTIVATE** on your
"Opportunity Pass Jazzy Pass 1 Day"

4 Then click **ACTIVATE TICKET**

Activate

5 An activated pass* will display.
Show your screen to the transit driver.



4:11:02 PM

*This pass will be good for unlimited rides on all RTA buses, streetcars and ferries for 24 hrs.


Activate a new pass every 24 hrs, as needed.



For RTA Paper Pass Users:

HOW TO GET YOUR MONTHLY PAPER PASS

- 1 Go to any **New Orleans Public Library location** and ask a library team member for a monthly Opportunity Pass.
- 2 Paper passes **can be picked up every 25 days and are good for 31 days after your first ride.** The expiration date will be printed on the back after your first ride.
- 3 Keep your paper pass **somewhere secure!** We cannot replace it before 25 days.



HOW TO USE YOUR MONTHLY PAPER PASS

- 1 Insert your pass into the farebox for bus and streetcar rides. For the ferry, show an attendant your pass.*
- 2 Put your pass back in a secure location to use next time you need it.



*If using your pass for the **FIRST TIME** on the **FERRY**, activate it at the machine inside the ferry building.